



Superior by All Measure



Superior by All Measure

Take a team with decades of experience in

innovative process solutions and

add that to a team with decades of superior

on-demand customer **service** and

you get the people behind Tecweigh's superior

weighing and metering solutions. Our products

are **dependable**, running year

after year in demanding environments. Tecweigh

products are **durable**, outlasting all

others in the industry because we pride ourselves

in building **quality** systems that fit our

customer's needs and processes. Let us design a

custom solution for you today!



HY15

Hybrid Belt Scale

The HY15 is a cost-effective hybrid belt scale. The compact, low profile design is suitable for non-standard belt widths and mobile applications.

Each HY15 includes one rigid module, while other module incorporates a forgiving spherical bearing to greatly reduce drift problems caused by flexing structures. The modules arrive fully assembled and ready for installation using your conveyors' standard idler mounting hole pattern.

Easily integrated with any Tecweigh processor, reduced installation time and easy electronic calibration makes this a great belt scale option.

Features

- Single Idler Scale $\pm 1/2$ -1% Accuracy
- Electronic Calibration
- Low Profile and Compact Design
- Mechanical Overload Protection
- Heavy-Duty Cold-Rolled Steel Construction

Components

- (2) NTEP Approved Strain Gauge Load Cells
- Installation Kit


Options

- Shim Kits Available

Tecweigh Processors Include the Following Features

- Bright, Easy-to-Read LED Displays
- Measuring, Totalizing or Feed-Rate Control Processor Options
- Simple Two-Step Calibration Process
- Board Repair Program
- Netbiter® Cloud, Web and Mobile Based Data Collection
- Standard PLC Communication Protocols
- Wireless Communications
- PLC Printer Packages
- 24/7 Service Support





WY10

Heavy Duty Belt Scale

Higher flow rates? We've got you covered! Tecweigh's WY10 heavy duty and super heavy duty scales can reliably handle flow rates in excess of 10,000 tons per hour.

The WY10 comes with internal LVDT load sensors, which simply cannot be overloaded! Another standard feature is a self-storing calibration weight, making the calibration process easy and safe eliminating the need for clumsy hang-on weights.

That is why people who need accuracy and dependability are choosing Tecweigh as their way!

Features

- Single Idler Scale $\pm 1/2\%$ Accuracy
- Dual Idler Scale $\pm 1/4\%$ Accuracy
- Four Idler Scale $\pm 1/8\%$ Accuracy
- Fully Welded Frames
- Standard Belt Widths 18" – 96"

Components

- LVDT Load Sensors
- Self Storing Calibration Weight

Options

- Shim Kits Available
- Installation Kit

WY15

Belt Scale

The most popular Tecweigh belt scale offers the widest range of capacities of all the scales. Made from carbon steel, the one-piece welded construction offers the most durable load cell based scale on the market.

Featuring two precision NTEP approved strain gauge load cells, the WY15 conveyor belt scale is reliable, durable and easy to use. Capable of weathering extreme conditions, this scale can also be customized for explosion proof applications. Other options include food-grade, plated or stainless-steel construction.

Features

- Single Idler Scale $\pm 1/2\%$ Accuracy
- Dual Idler Scale $\pm 1/4\%$ Accuracy
- Four Idler Scale $\pm 1/8\%$ Accuracy
- Fully Welded Frames
- Standard Belt Widths 18" – 72"
- Mechanical Overload Protection

Components

- (2) NTEP Approved Strain Gauge Load Cells
- Self Storing Calibration Weights

Options

- Shim Kits Available
- Installation Kit



Tecweigh is proud to be part of the weighing and material handling business for more than 40 years. Built from an entrepreneur's commitment to provide the highest quality equipment, Tecweigh systems are designed to outperform, outlast, and outweigh. We are superior by all measure!

24/7 Customer Service 5 year warranty

800.536.4880

tecweigh.com

